



SCOPE 3

MEASURING, REPORTING, AND TAKING ACTION

WHAT'S TODAY?

**Reporting your
environmental
impacts**

**Scope 3 - what is it,
how to report your
data, and how to
take action**

**CC Tools
demonstration &
helpful resources**

with Grace



& Tenaya



JULIE'S

BICYCLE

**A NOT-FOR-PROFIT
FOUNDED NEARLY 20 YEARS AGO**

WE UNITE CULTURE, CREATIVITY  AND CLIMATE ACTION TO DRIVE CHANGE

AIMS

- Understand **Scope 1, 2, and 3** emissions
- Learn of **industry support and guidance** to support your reporting journey
- Identify how you can get started on **taking action** on reducing your Scope 3 emissions

1. **HOUSEKEEPING AND INTRODUCTIONS**
2. **ARTS COUNCIL ENGLAND 2025-26 REPORTING**
3. **SCOPE 1, 2, AND 3**
4. **SCOPE 3 - REPORTING AND TAKING ACTION**
5. **CC TOOLS**
6. **TOP TIPS AND NEXT STEPS**
7. **Q&A**

HOUSEKEEPING

- Questions? Please use the Q&A function for us to review at the end
- Please keep microphones off
- Captions are available in the settings
- Use the chat!
- This is a safe space for all
- The session will be recorded

PROGRESS

PERFECTION



ARTS COUNCIL ENGLAND REPORTING 2025-26

FOR EVERY YEAR THAT CLIMATE CHANGE ACCELERATES,
THE CREATIVE AND CULTURAL SECTOR CONTINUES TO
RISE TO THE CHALLENGE


TOTAL EMISSIONS
115,960TCO₂e



*equivalent to the
annual carbon footprint
of approximately
11,599 people in the UK



WHY GET INVOLVED?



**Contribute to a
collective reporting
approach**



**Support on drawing
insights about what
the sector needs**




**Inspiration for new
creative ideas**



Reduced costs



Celebrate successes



**Create a platform to
influence policy**

MAY 2026

SUN	MON	TUE	WED	THU	FRI	SAT
26	27	28	29	30	1	2
3	4	5	6	7	8	9
10	11	12	13	14	15	16
17	18	19	20	21	22	23
24	25	26	27	28	29	30
31	1	2	3	4	5	6

Now - Friday 26th June
(inclusive)

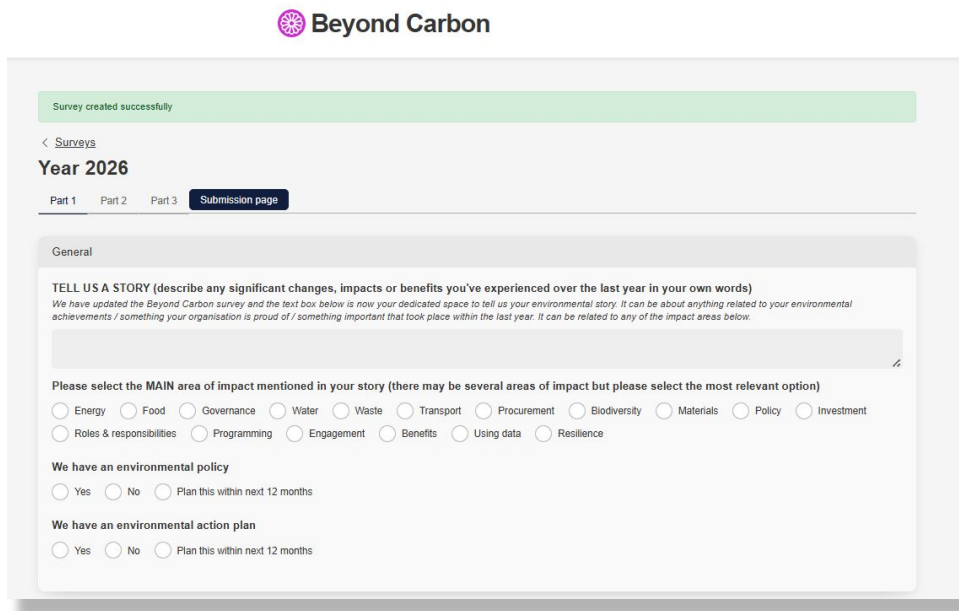
Checklist:

- Login / create a CC Tools account
- Invite colleagues who may be helping with your data submission
- Add in your data
- Reach out with any questions
- Submit your data

Don't forget to tell us about what you have been doing in addition to your carbon data, by submitting a **Beyond Carbon** survey (*only takes 10 mins!*)

Share your stories with us:

- Have you developed an **environmental policy**?
- Do you **communicate** your environmental performance?
- What **benefits** have you experienced?
- Do you have **renewable energy** contracts?



The screenshot shows the 'Beyond Carbon' survey submission interface. At the top, it says 'Survey created successfully'. Below that, there's a navigation bar with 'Surveys' and 'Year 2026'. The current page is 'Part 3 Submission page'. The main section is titled 'General' and contains the following text: 'TELL US A STORY (describe any significant changes, impacts or benefits you've experienced over the last year in your own words)'. Below this is a text input area. The next section asks to 'Please select the MAIN area of impact mentioned in your story (there may be several areas of impact but please select the most relevant option)'. The options are: Energy, Food, Governance, Water, Waste, Transport, Procurement, Biodiversity, Materials, Policy, Investment, Roles & responsibilities, Programming, Engagement, Benefits, Using data, and Resilience. The final section asks 'We have an environmental policy' and 'We have an environmental action plan', both with radio button options for 'Yes', 'No', and 'Plan this within next 12 months'.



SCOPE 1, 2, AND 3



Corporate Value Chain (Scope 3) Accounting and Reporting Standard

*Supplement to the GHG Protocol Corporate
Accounting and Reporting Standard*



WHAT ARE SCOPE 1, 2, AND 3 EMISSIONS?

3 areas of reporting:

Scope 1: emissions you are directly responsible for (e.g. gas boilers, company-owned vehicles, generators)

Scope 2: emissions from energy you buy e.g. electricity

Scope 3: emissions from *everything else* (e.g. business travel, product manufacturing, product distribution, waste)



SCOPE 1 AND 2 - HOW TO TAKE ACTION

Scope 1: emissions you are directly responsible for (e.g. boilers, company-owned vehicles, generators)

- Gas → **Electrical** boilers
- Company-owned **cars** → purchase EVs, drive less, carpool
- **Generators** at event → grid electricity, hydrogen generators

Scope 2: emissions from energy you buy e.g. electricity

- **Use less energy:** sensors, insulation, energy efficient appliances, smart plugs, smart HVAC systems
- Purchase a **green tariff** (e.g. Good Energy, Ecotricity, Octopus)

WHAT DO I NEED TO MEASURE?

Scope 1 & 2:

everyone needs to report

Scope 3:

depends on the category

SCOPE 3 CATEGORIES

1. Purchased goods and services
 2. Capital goods
 3. Fuel- and energy-related activities (not in scope 1/2)
 4. Upstream transportation and distribution
 5. Waste generated in operations
 6. Business travel
 7. Employee commuting
 8. Upstream leased assets
 9. Downstream transportation and distribution
 10. Processing of sold products
 11. Use of sold products
 12. End-of-life treatment of sold products
 13. Downstream leased assets
 14. Franchises
 15. Investments
- Other: Audience travel*

Upstream

Downstream

Source: [Corporate Value Chain \(Scope 3\) Standard](#) | [GHG Protocol](#)

EXAMPLE: REPORTING ON SCOPE 3

Theatre / library / museums

- 1. Purchased goods and services
- 5. Waste generated in operations
- 6. Business travel
- 7. Employee commuting?**
- 15. Investments
- Other: Audience travel*

Touring company

- 1. Purchased goods and services
- 5. Waste generated in operations
- 6. Business travel
- 15. Investments
- Other: Audience travel*

Event / festival

- 1. Purchased goods and services
- 5. Waste generated in operations
- 6. Business travel
- 8. Upstream leased assets?**
- 15. Investments
- Other: Audience travel*

*It can get complex
→ remember
action is better
than perfect
measurement*



SCOPE 3 - REPORTING AND TAKING ACTION

Where do your highest impacts come from?

What can you control?

Action is more important than perfect measurements

MEASURING & ACTION ACROSS SOME SCOPE 3 CATEGORIES (BUT NOT ALL!)

1. Purchased goods and services
 2. Capital goods*
 3. Fuel- and energy-related activities (not in scope 1/2)
 4. Upstream transportation and distribution
 5. Waste generated in operations
 6. Business travel
 7. Employee commuting
 8. Upstream leased assets*

 9. Downstream transportation and distribution*
 10. Processing of sold products*
 11. Use of sold products*
 12. End-of-life treatment of sold products*
 13. Downstream leased assets*
 14. Franchises*
 15. Investments*
- Other: Audience travel*

'BOUNDARY' OF EMISSIONS

- **Equity** – according to economic share/interest (e.g. a collaborative touring project)
- **Financial control** – over which you have financial control
- **Operational control** [*most common*] – which you have operational control over

Purple = what we're focusing on today
**Not specifically covered by Tools*

SCOPE 3, CATEGORY I: PURCHASED GOODS & SERVICES

Measure:

- Spend-based (£) or actual carbon life-cycle analysis of goods (asking your suppliers)
- **CC Tools:** doesn't do this category, except as part of materials & waste (*use 'Custom emissions'*)
- No biodiversity or justice (e.g. worker's rights)

BIG IMPACT AREA

FOR:

Theatres (sets, vendors)
One-off events

Actions:

- Writing clear **procurement guidelines:** what you buy and when
- **Buying less:** reusing, recycling, upcycling, renting
 - Theatres: modular sets that can be easily reused
- **Food:** plant-based, local, organic (can [calculate with this platform](#))
- Choosing suppliers with **third-party certifications**
- **External resources:** Ethical Consumer, BDS (boycott, divest, sanctions) list

EXAMPLE: PURCHASED GOODS & SERVICES – SUPPLIER SUSTAINABILITY

Royal Ballet & Opera Sustainable Suppliers Form & Spreadsheet

SCOPE 3, CATEGORY I
Purchased goods & services

Sustainable Suppliers Form

Thank you for using this form. The information provided here will be presented on a publicly available spreadsheet at [Sustainable Suppliers Spreadsheet](#). Please do not provide any confidential or commercially sensitive information or personal data via this form. An email address is collected only for the purposes of correspondence about your responses.

Please ensure that you read the Read First tab before using this information

Date of latest updated	1. Company Name	2. Main services provided	3. Company website	4. Location	5. Geographical area served	6. Company size	7. A few words about your company, their services and how you support your clients to be more sustainable (200 words max)	8. Does your organisation have a role with dedicated environmental sustainability responsibilities?
23/7/25	Jigsaw Systems Ltd	IT hardware, software and services	https://www.jigsaw24.com	Nottingham, London UK	UK, EU, Global	Large (over 250 people or more than £50m turnover)	provide, and the culture with our staff. Jigsaw are an IT reseller and service provider, primarily focused on Apple and IT for specialist broadcast industries. We offer various services such as remote device deployment and support, device repairs and lifecycle services.	Yes
29/7/25	AGF Fire Protection Ltd	Fire Extinguisher Maintenance / Supply & Fire Consultancy	www.agffire.co.uk	Hertfordshire	Nationwide	Small (100 people or less)	Providing environmental disposal of waste fire extinguishants	No
1/8/25	Focuserie Group	Audio Interfaces, Professional Studio Equipment, Electronic	https://focuserie.com	High Wycombe	UK, China , Germany, USA	Large (over 250 people or more than £50m turnover)	We support clients' sustainability goals through comprehensive product lifecycle assessments, completing B6 LCAs this year to guide engineering decisions that reduce emissions. Our initiatives include	Yes



<https://www.rbo.org.uk/about/work-here/suppliers>

EXAMPLE: PURCHASED GOODS & SERVICES – DIGITAL EMISSIONS

Upstream digital emissions: website development, emails, digital used in the creation of shows/art

Downstream digital emissions: web traffic, hosting and advertising, ticketing, ‘online’ art (e.g. recordings of performances)

Not covered by the Tools – can go in ‘Custom emissions’

Resources →

<https://fastfamiliar.com/climate-action/sitebuilder/>

<https://www.thegreenwebfoundation.org/tools/directory>

SCOPE 3, CATEGORY I

Purchased goods & services

SCOPE 3, CATEGORY IO

Use of products sold



GREEN WEB
FOUNDATION

EXAMPLE: PURCHASED GOODS & SERVICES – WATER

Measure:

- Water use
- Wastewater
- *Found on your water/sewage bills, usually in m³ or litres*

Actions:

- Sensor / low-flow taps and toilets (improves water efficiency)
- Fixing leaks!
- Water tanks (if a large venue with rooftop)

SCOPE 3, CATEGORY I

Purchased goods & services

More resources:

[Water Management in Buildings Guide | Julie's Bicycle](#)

[Water Management at Outdoor Events Guide | Julie's Bicycle](#)

SCOPE 3, CATEGORY 4: UPSTREAM TRANSPORTATION AND DISTRIBUTION (FREIGHT)

Measure:

- Type of trucks/vans (fuel type, size)
- Distance travelled
- Weight of materials being transported
- *'Freight' on the CC Tools*

RELEVANT IMPACT AREA FOR:

Touring
Events

Actions:

- Modular sets / conscious set design
- Local suppliers
- Building sets on-site or resuing what's at existing festivals

SCOPE 3, CATEGORY 5: WASTE

Measure:

- Weight / amount of waste, plus type
- **CC Tools:** full lifecycle option available (includes PG&S)

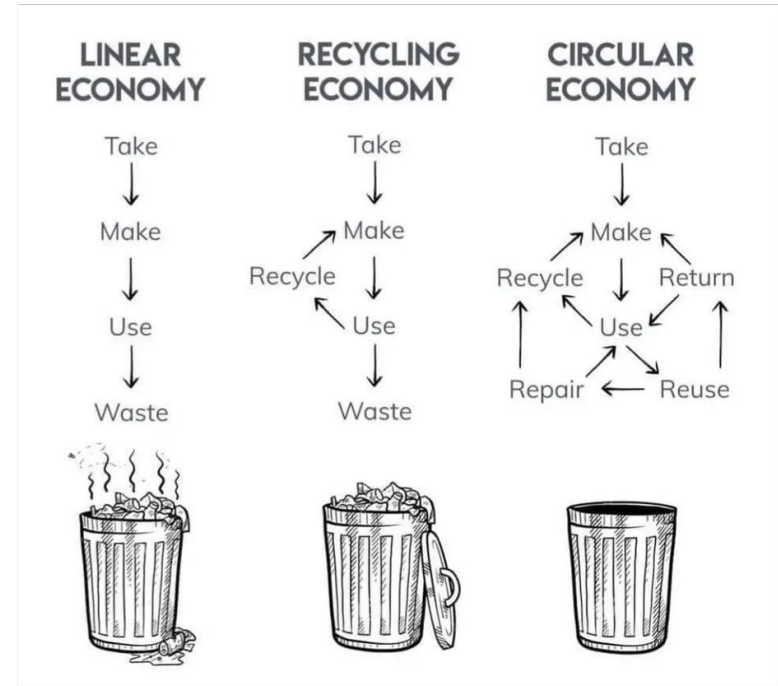
Actions:

- Simpler materials = easier to recycle
- Reusable cups, foodware, sets
- Paper-based packaging
- Again: buy less → less waste

BIGGEST IMPACT AREA FOR:

Venues

One-off events



SCOPE 3, CATEGORY 6: BUSINESS TRAVEL

Measure:

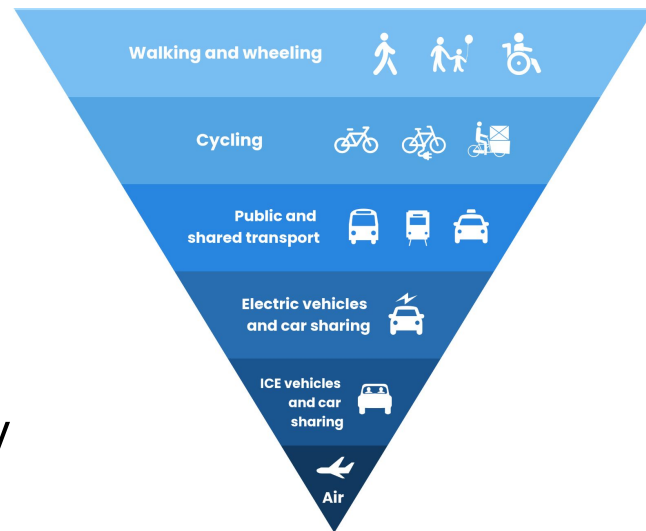
- Distance travelled
- Mode of transport
- Incorporate with existing reporting (e.g. expense reporting) to make easier

Actions:

- Travel less and/or slower
- Prioritise train & bus
- Hire EVs if possible, and/or carpool
- Take economy flights only where necessary (not business class!)

BIGGEST IMPACT AREA FOR:

Touring organisations
One-off events (guest speakers?)



Resources, for more: [Moving Green: Business Travel Guide](#)

SCOPE 3, OTHER: AUDIENCE TRAVEL

Measure:

- Distance travelled
- Mode of transport
- Surveys at event site, or during ticket process

Actions:

- **Incentivise** public & active transport – make it easy! Bike storage, exclusive content, etc.
- Consider **accessibility** – encourage for those that can, don't punish those that can't
- Work with **public transport** providers
- Understand specific **location** challenges

BIGGEST IMPACT AREA FOR:

All organisations with physical location & audiences

Resources, for more:
[Sustainable Scenes: Audience Travel Guide for the Screen Sector](#) | [Julie's Bicycle](#)

Measure:

RELEVANT IMPACT
AREA FOR:
Everyone!

- Spend-based (£)
- **CC Tools:** doesn't do this category (*use 'Custom emissions'*)
- Does not consider justice (what are you unintentionally funding?)

Actions: often an easy switch!

- **Divest** (pensions, banking, insurance) depending on your **ethical values**
 - Oil and gas?
 - War, weapons manufacturing, genocide and ecocide?
- **Resources:** Bank.green, [Boycott Bloody Insurance](#), [Bank Better](#), Ethical Consumer, JB [How to stop financing the environmental crises](#) resource



CC TOOLS

TOOLS

- [Creative Climate Tools | Julie's Bicycle](#)
- A **free carbon calculator** designed to help you to track and understand your impacts
- Allow users to track a range of different impact areas including energy use, water consumption, waste, travel and materials
- Can help to prioritise and inform action and track progress over time

CREATIVE
*CLIMATE
TOOLS

- Home
- Results
- Data
- Beyond Carbon
- Documents

- Creative Green Certification
- Forecasting
- ROI Calculator
- Links

- Admin
- JB Dashboard
- ACE Admin

Please check out our [RESOURCES](#) if you need any assistance with inputting your environmental data.

New for 2025, our [BITESIZE VIDEOS](#) break down support for the tools into impact areas, allowing you quick access the help you need.

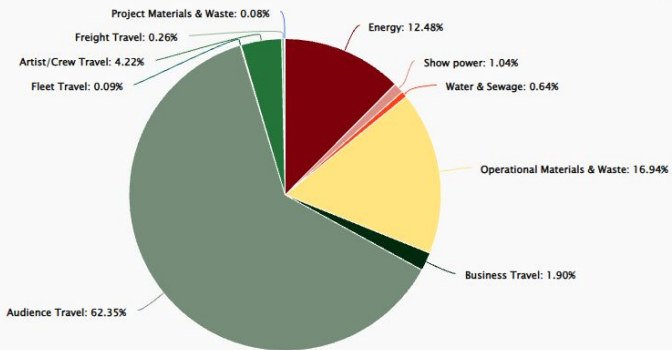
Don't forget to complete BEYOND CARBON to tell your environmental action story.

2025-26 at a Glance

Total Carbon Footprint

View Results

8,196
tonnes CO₂e



Footprints

View Footprints

- Test Theatre >
- QA Test (VCB) >
- QA Test (VCB) >
- QA Test (O) >
- QA Test (O) >
- Julie's Bicycle Office - Somerset House >
- QA Test (T) >
- QA Test (T) >

Documents

View Documents

- Environmental Policy >

Help

CASE STUDY: A CARBON REPORTING JOURNEY

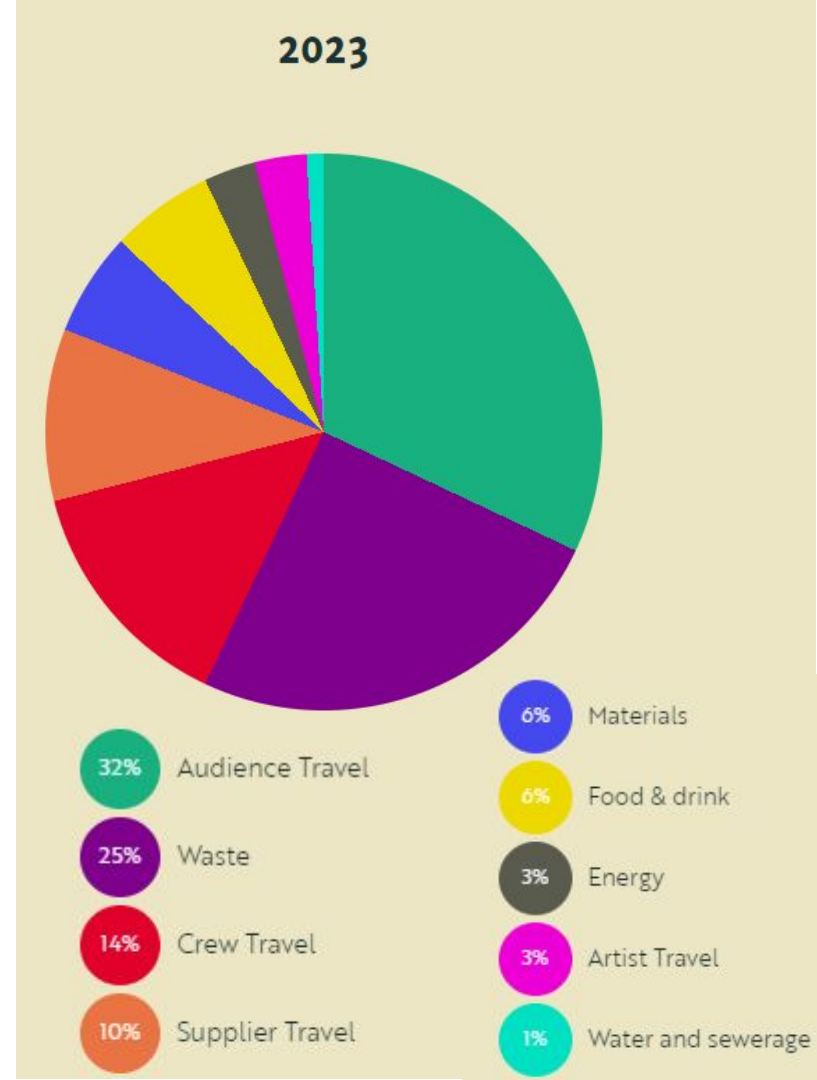

SHAMBALA IN NUMBERS (like never before!)

Carbon Footprint:

Our total carbon footprint has sky rocketed compared to last year.... but don't panic! This is because we've measured in far, far more detail than ever before.

We are getting more granular on data and wider in scope, to better understand our full impacts, at the festival and beyond.

So, as a reminder, here's how things looked in 2022, vs in 2023.






TOP TIPS AND NEXT STEPS

KEY PRINCIPLES & TOP TIPS



1. Embrace
imperfection



2. Small can still be
mighty



3. Use your
influence



4. Collaboration is
key

JUNE 2026

SUN	MON	TUE	WED	THU	FRI	SAT
31	1	2	3	4	5	6
7	8	9	10	11	12	13
14	15	16	17	18	19	20
21	22	23	24	25	26	27
28	29	30	1	2	3	4

**TUESDAY 5TH MAY -
FRIDAY 26TH JUNE**

HELPFUL RESOURCES & SUPPORT

[CC Tools](#) - login or create your free carbon calculator account here

[CC Tools Bitesize Videos](#)

[CC Tools User Guides](#)

[ACE Environmental Reporting FAQs](#)

[Julie's Bicycle Carbon Footprint Reporting Support](#)

[Communicating Sustainability Guide](#)

[Julie's Bicycle Resource Hub](#) - reports, guides, case studies, templates, podcasts, Creative Climate Justice Hub

HELPFUL RESOURCES & SUPPORT

Started your data submission, and want to check something with one of our environmental reporting specialists?

Sign-up to join one of our available 1:1 drop in sessions - we can support with:

- Technical queries on how best to report your data
- Advice on how to improve your data quality
- Signposting to resources to support your sustainability journey



1:1 Drop-in Sessions available:

9th June (AM)

18th June (PM)

GET IN TOUCH

Email us:

support@juliesbicycle.com - for CC Tools and reporting queries

Sign up to our newsletter [here](#)

Engage with us on socials:

[Linkedin](#)

[Facebook](#)

[Instagram](#)

[YouTube](#)

Q&A

